

Union County Junior Fair Dairy Feeder Animal ID 2024

Ownership Deadline is May 1, 2024

Vaccination, DNA Sampling, and Tagging is May 4, 2024 7:30 am – 10 am

Online Identification Deadline is NOON Tuesday, May 7, 2024

Animal ID Process for Dairy Feeders for 2024:

Each 4-H/FFA member is responsible for identifying his or her own dairy feeders online using the Union County Fair eartag that is placed in the animal's ear at vaccination and tag-in. The tag-in will take place in the Union County Fairgrounds Poultry and Rabbit barn from 7:30 am – 10 am on Saturday, May 4. See separate vaccination information page for costs and payment options for the mandatory and optional vaccines. Deadline to submit the online registration is Tuesday, May 7th by NOON.

How many may I tag in and take to the show?

Exhibitors may tag in any combination of 4 dairy feeders (purebred and/or crossbred) and enter two to show at the fair. Purebred (Holstein or Brown Swiss) and crossbred (at least 50% Holstein or Brown Swiss) dairy feeders will be shown in separate classes.

Family Tag-In Option:

For families with more than one exhibitor of the same species in the household, Family Tag-In is an option. Animals may be tagged in as a family and then matched with specific exhibitor at weigh-in. Example: John Doe and Jane Doe live in the same house and both show market beef. Eight animals may be tagged in between the two of them and then they may decide at weigh-in who will be showing which animal of the ones they bring to the fair (maximum of 2 each). Each member that will be showing must have at least one animal linked to them; no animal entered more than once.

Prior to logging on to the Tag-In Site:

READ THE INSTRUCTIONS BELOW! Once you have read the instructions, log-in to fair entry and have ready:

1. Two pictures of each animal - one full profile and one head shot with identifying tag clearly visible and legible.
2. Be prepared to enter the complete tag number of the Livestock Committee issued ear tag.
3. Identify whether the animals are being entered as purebred or crossbred.

Union County Junior Fair Dairy Feeder Animal ID (Tag-in) 2024

Ownership Deadline is May 1, 2024

Vaccination, DNA Sampling, and Tagging is May 4, 2024 7:30 am – 10 am

Online Identification Deadline is NOON Tuesday, May 7, 2024

How to Log Tag-In Information: click below

Please see the attached instructions. You can log in to the Fair Entry site here:

<http://unioncountyfairohio.fairentry.com/>

How to Indicate Family Sharing when registering livestock:

- You do not need to complete any additional forms.
 - All exhibitors must be listed under the same family account in Fair Entry.
 - Each exhibitor must list at least one animal to complete the registration.
 - Each animal is listed ONLY one time.
 - All animals listed under any individual exhibitor in the same family account will be available for each family member that identified an animal in that species at Fair Entry time.
- Example from above: John would register 4 of the dairy feeders; Jane would register the other 4 dairy feeders. At time of entry, any of the dairy feeders could be designated to be shown by either family member. John and Jane can still change animals at time of weigh in as well.

Questions/Assistance

If you have any questions or feel that you need assistance with getting the market beef projects tagged correctly, please feel free to contact the Livestock Committee Members for the Beef Project.

John Cook
937-537-0215

Mike Hockensmith
937-243-3358

For assistance with Fair Entry, please contact:

Laurie Reidman
714-315-9110

Kay Kramer
937-644-8117

Sara Quick
937-789-3638

Union County Junior Fair Dairy Feeder Animal ID 2024

Ownership Deadline is May 1, 2024

Vaccination, DNA Sampling and Tagging is May 4, 2024

Online Identification Deadline is NOON Tuesday, May 7, 2024

Mandatory Dairy Feeder Tag-in 2024

Date:

Saturday, May 4, 2024

Time:

7:30am – 10:00am

Location:

Union County Fairgrounds Rabbit and Poultry Barn

845 N. Main Street
Marysville, OH 43040

Required Services:

- **Nasalgen 3 PMH** **\$8.00**
 - Infectious Bovine Rhinotracheitis, Parainfluenza & Respiratory Syncytial Virus Manhemia Haemolytica - Pasteurella Multicidia (bacteria that causes pneumonia)
 - In nose (IN)
 - Withhold meat 21 days
- **New this year, we will take a DNA sample from each animal to aid in determining purebred/crossbred status.**

Optional Services:

- **Dewormer** **\$5.00**
 - For internal and external parasites
 - Pour – on topical
 - No withhold time
- **Ralgro** **\$ 2.00**
 - Growth implant, for increased weight gain in calves
 - Contains zeranol
 - In ear
 - No withhold time

*****Make checks payable to Union County Ag Society*****

Sorry, no credit cards or other forms of electronic payment (venmo, zelle, cash app, etc) accepted.

READ THE INSTRUCTIONS BELOW!

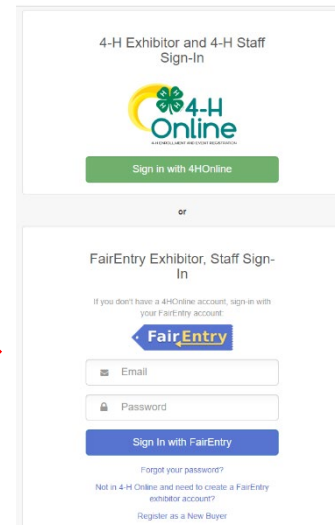
Before You Begin, Have Ready:

1. Be prepared to enter the tag number that was placed in the animal's ear during Union County Fair tag -in.
2. If animals are being tagged using Family Tag-In Option you **MUST** include all exhibitors under one family account.

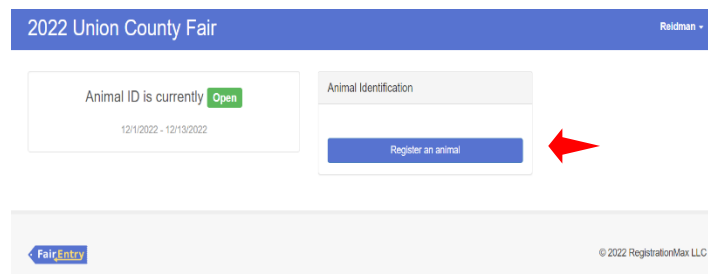
Go to <http://unioncountyfairohio.fairentry.com/> to log in to the FairEntry site.

4-H members will log in using the same 4-H online login and password that was used when enrolling in 4-H.

FFA members will log-in through the "Sign In with FairEntry" option. Please use the email and password that you used last year. If you are new, click on "Not in 4-H Online and need to create a FairEntry Exhibitor account."



After logging in, click on the "Register an animal" button under Animal Identification



There are two separate process, depending on if you are in 4-H or FFA

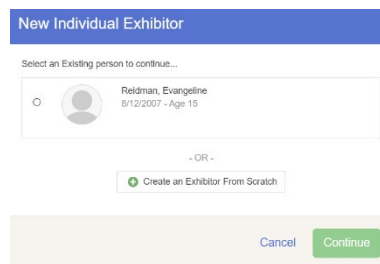
If you have both 4-H and FFA exhibitors in your family, log-in using your 4-H online account. Once in the system you can register the FFA exhibitor under the same account using the instructions for FFA members below.

For FFA Members

The first step is to register the exhibitor.



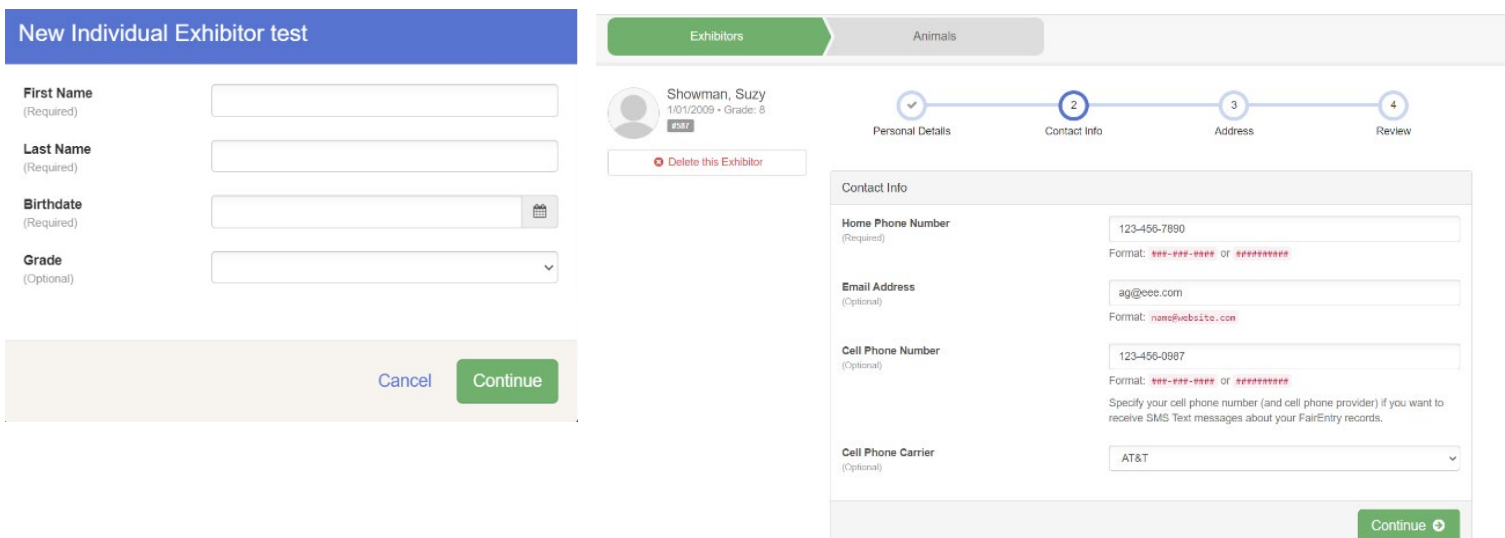
You can select from the existing exhibitors listed or select “Create an Exhibitor from Scratch”



If you create an exhibitor from Scratch, there are 3 screens to complete:

1. First Name, Last Name, Birthdate, Grade
2. Contact Info – Phone is required, email and cell phones are optional. But, the more contact information you give us, the easier it is for us to reach out if there is a problem.
3. Address (required) – This is important. The address listed here is where checks will be sent after the fair.


(These screens should auto fill from the information you entered when registering animals last year. Please confirm the information is correct or make the necessary corrections.)



New Individual Exhibitor test

First Name (Required)

Last Name (Required)

Birthdate (Required) 

Grade (Optional)

Cancel Continue

Exhibitors Animals

Showman, Suzy
1/01/2009 • Grade: 8
#587

Delete this Exhibitor

1 2 3 4
Personal Details Contact Info Address Review

Contact Info

Home Phone Number (Required) 123-456-7890
Format: ###-###-#### or #####

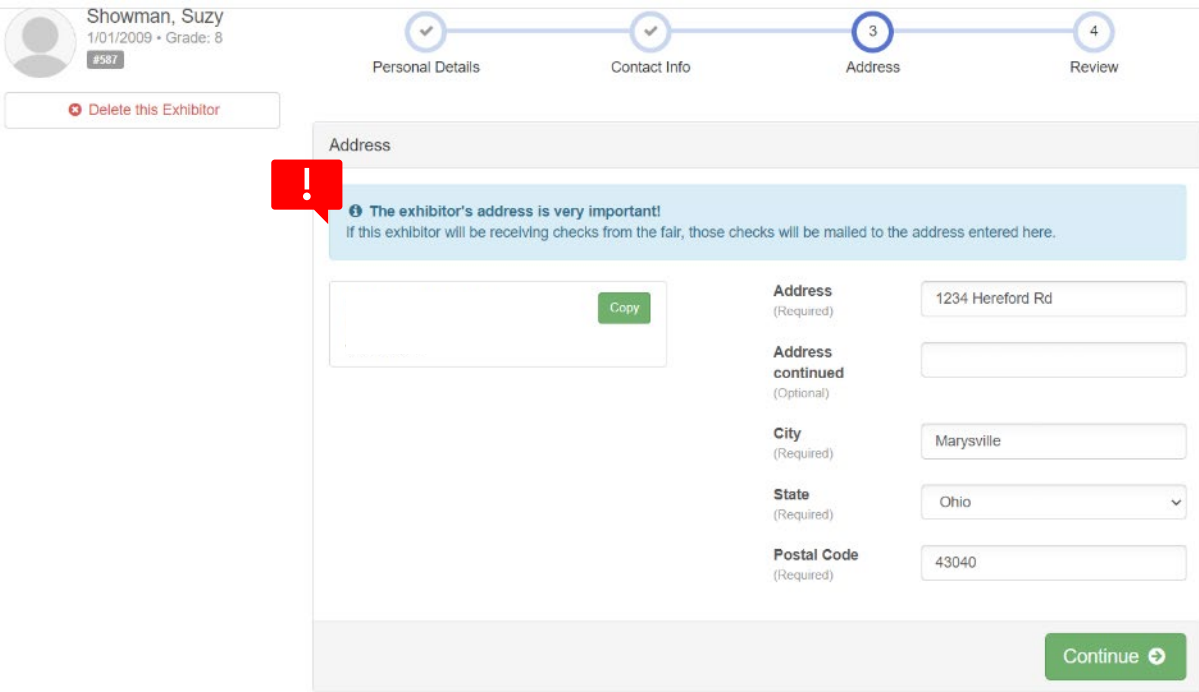
Email Address (Optional) ag@eee.com
Format: name@website.com

Cell Phone Number (Optional) 123-456-0987
Format: ###-###-#### or #####
Specify your cell phone number (and cell phone provider) if you want to receive SMS Text messages about your FairEntry records.

Cell Phone Carrier (Optional) AT&T

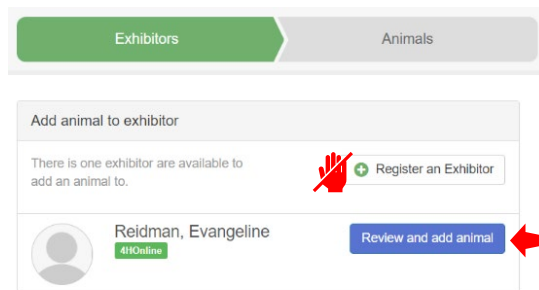
Continue

Instructions for Animal Identification & Tag In

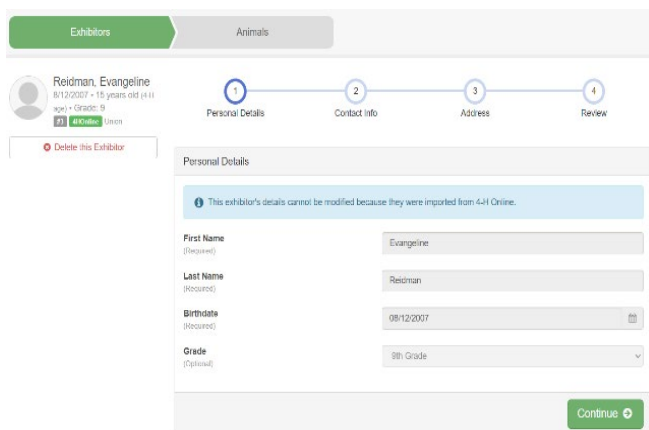
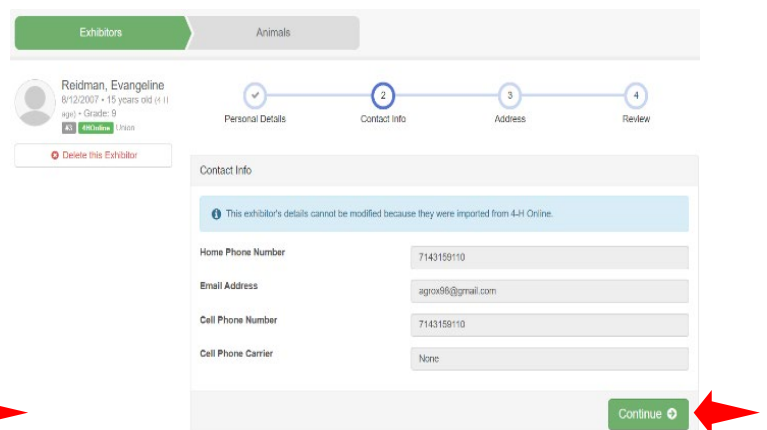


For 4-H Members

Click on Review and add an animal for the exhibitor. **DO NOT** “register an exhibitor.” If the exhibitor is not listed, please contact the OSU Extension Office for assistance.

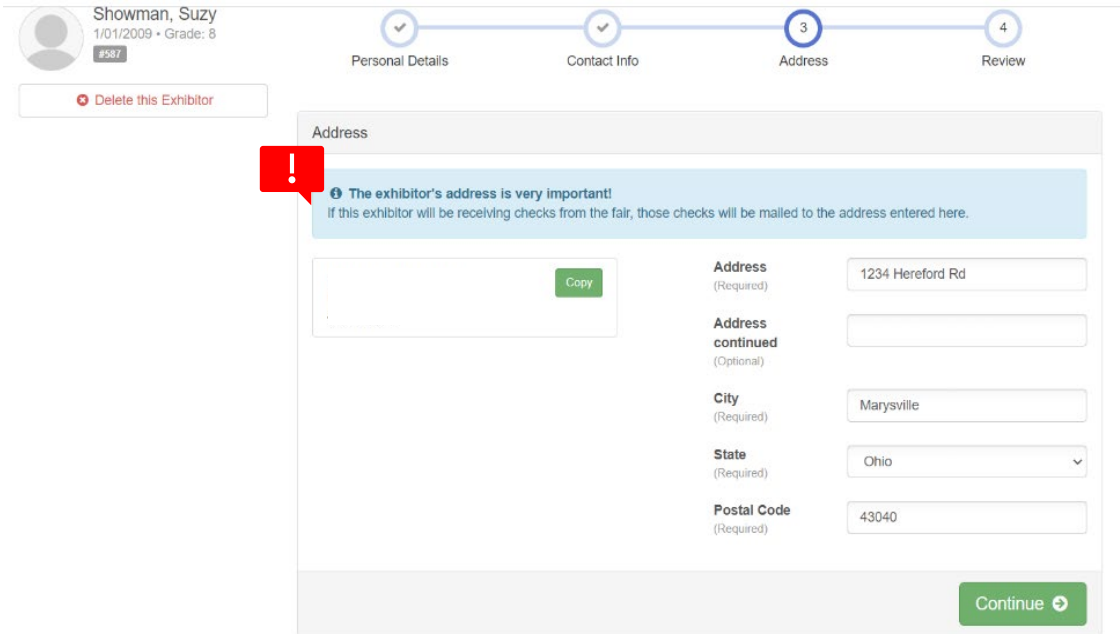


You will review your Personal Details and Contact Info. These details cannot be modified because they were imported from 4-H online. If you need to make a change to them, contact the OSU Extension Office. Select “continue” for each of these screens.

Instructions for Animal Identification & Tag In

- The address screen can be modified. This is important! The address listed here is where checks will be sent after the fair.



Showman, Suzy
 1/01/2009 • Grade: 8
 #587
 Delete this Exhibitor

Personal Details Contact Info **Address** Review

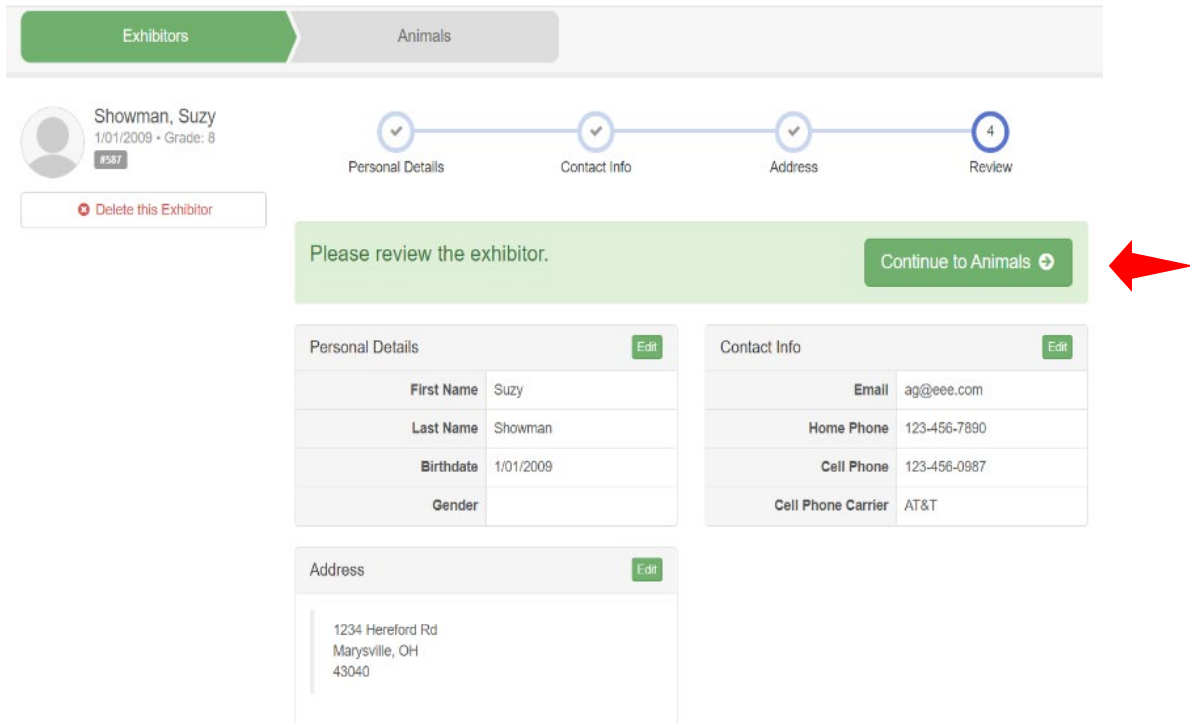
Address
 The exhibitor's address is very important!
 If this exhibitor will be receiving checks from the fair, those checks will be mailed to the address entered here.

Address (Required): 1234 Hereford Rd
 Address continued (Optional):
 City (Required): Marysville
 State (Required): Ohio
 Postal Code (Required): 43040

Continue →

For All Exhibitors

Review the information on the next screen and then click “Continue to Animals”



Exhibitors Animals

Showman, Suzy
 1/01/2009 • Grade: 8
 #587
 Delete this Exhibitor

Personal Details Contact Info Address **Review**

Please review the exhibitor. Continue to Animals →

Personal Details		Edit
First Name	Suzy	
Last Name	Showman	
Birthdate	1/01/2009	
Gender		

Contact Info		Edit
Email	ag@eee.com	
Home Phone	123-456-7890	
Cell Phone	123-456-0987	
Cell Phone Carrier	AT&T	


Address		Edit
1234 Hereford Rd Marysville, OH 43040		

Select the Animal Type to be identified from the drop-down menu. You will need to select whether you are identifying a purebred or crossbred dairy feeder: FE_Beef-Dairy Feeder Crossbred or FE_Beef-Dairy Feeder Purebred.

2023 Union County Fair Reidman ▾

Exhibitors > Animals

Animal

Animal Type 

Registered Name

Tag *

Weigh-in Location

Continue to upload Files Continue ➔

Enter the animal information.

1. Enter the name of your dairy feeder
2. Enter the tag number from official tag placed in your dairy feeder's ear at official tag-in.
3. Leave the weigh-in location blank.
4. Click the Continue button.

2023 Union County Fair Reidman ▾

Exhibitors > Animals


Animal

Animal Type

Registered Name **1**

Tag * **2**

Weigh-in Location **3**

Continue to upload Files Continue 

Upload your animal photos


**Files must be either PDF or an image file (GIF, JPG, PNG, TIFF).

1. Click on “Select a photo” under profile pictures and select a picture from your computer to upload. When done correctly, the uploaded photo will appear on the screen.
2. Click on “Select a photo” under head shot and select a picture from your computer to upload. Head shot photos must include the ear tag in the animal’s ear.
3. When you are done, click finish.

Files

1 Profile Picture Required

✓ File Uploaded



Download


Delete

Head Shot Required

No file uploaded

2 Select File

pdf gif jpg png tiff



Finish →

After clicking “Finish,” you will be taken to a list of all exhibitors/animals for this family.

Click on “Add an Animal” if you want to add additional animals to this exhibitor.

Exhibitors **Animals**

Finished

Showman, Suzy
1 Animal

Add an Animal

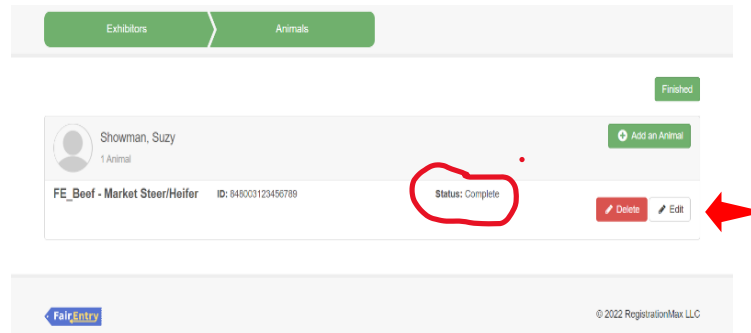
FE_Beef - Market Steer/Heifer ID: 848003123456789 Status: Complete

Delete Edit

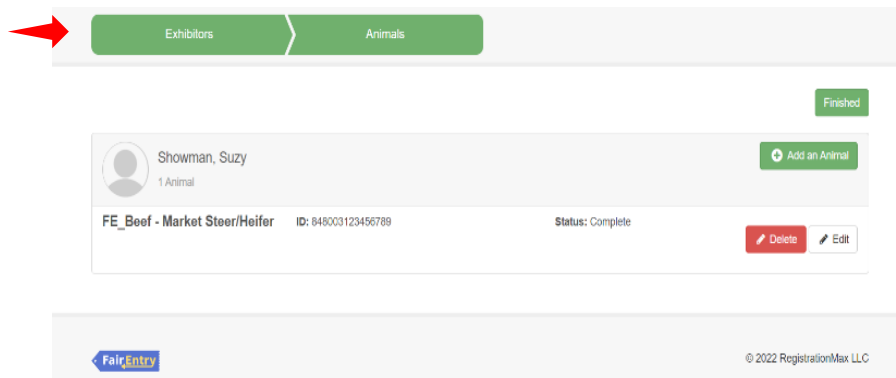
FairEntry © 2022 RegistrationMax LLC

Instructions for Animal Identification & Tag In

Check that the status for each animal says “Complete” otherwise you need to “Edit” your entry.



To add a new exhibitor to the family, click on the green “Exhibitors” tab at the top of the screen.



Once you are done entering all exhibitors and animals for your family, click the “Finished” button.

