

## Adding an FFA Member to a 4-H Family Account

Login to Fair Entry account using your 4-H Online credentials. After entering 4-H members projects, add the FFA member to your family.

What do you want to do next?

For Josie Test Family:

[+ Add another Entry](#)


[+ Register another Exhibitor](#)

Everything looks good!

[+ Continue to Payment](#)

### New Individual Exhibitor

Select an Existing person to continue...

☐  Kramer, Test Member  
5/04/2011 - Age 10

- OR -

[+ Create an Exhibitor From Scratch](#)

[Cancel](#)

[Continue](#)

Do you want to register an **Individual**?

[Individual](#)

### New Individual Exhibitor

First Name (Required)

Last Name (Required)

Birthdate (Required)

Grade (Optional)

[Cancel](#)

[Continue](#)

### Address

**The exhibitor's address is very important!**  
If this exhibitor will be receiving checks from the fair, those checks will be mailed to the address entered here.

1324 Southwind Lane  
MARYSVILLE, OH  
43040

[Copy](#)

Address (Required)

Address continued (Optional)

City (Required)

State (Required)

Postal Code (Required)

[Continue](#)

1. Choose Register Another Exhibitor
2. Select Individual
3. Create an Individual from Scratch
4. Provide name and birthdate of FFA member.
5. Use "copy" to complete the address OR type in the correct address. Click continue.
6. The FFA member will now appear in your family list.
7. Use "Add an Entry" to begin adding entries for the FFA member using the same process used for 4-H members.



Test Family, Jamie

0 Entries

[+ Add an Entry](#)




**THE OHIO STATE UNIVERSITY**  
COLLEGE OF FOOD, AGRICULTURAL,  
AND ENVIRONMENTAL SCIENCES



[union.osu.edu](http://union.osu.edu)

CFAES provides research and related educational programs to clientele on a nondiscriminatory basis. For more information: [go.osu.edu/cfaesdiversity](http://go.osu.edu/cfaesdiversity).

## Creating a FFA Member Account: For a member not in 4-H and with no siblings in 4-H



If you are a 4-H member, or have 4-H member siblings, **DO NOT** create an account. Login using family 4-H Online credentials.

### FFA Member Only

Did you (or an FFA only sibling) create an account last year? Siblings in the same family can create entries in a single account.

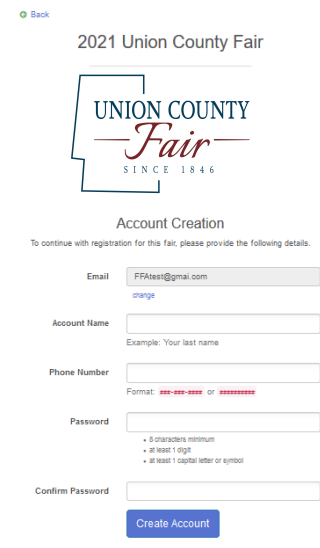
- Login using your email and password.
- (Or use “Forgot Your Password” to create a new password.)

First year creating entries as an FFA member? Choose

Not in 4-H Online and need to create a FairEntry exhibitor account?

Follow the steps to Create a Fair Entry Account.

Begin Registration.



## Welcome!

We noticed you haven't yet registered for the fair.

Go To Dashboard

Begin Registration ➔

2021 Union County Fair

Exhibitors Entries Payment

Do you want to register an Individual?

Individual

### New Individual Exhibitor

First Name (Required)

Last Name (Required)

Birthdate (Required)

Grade (Optional)

Cancel Continue

### Choose Department and Division

Department	01 Special Interest	Change
Division	100: FFA	Change

Cancel Choose

- Choose Register an Individual
- Provide Name and Birthdate of Exhibitor
- Click Continue
- Choose Department and Division using the detailed instructions provided in “2023 How to Create Union County Fair Entries in Fair Entry”.
- Non-Livestock FFA entries:
  - Department: 01 Special Interest
  - Division 100: FFA

### Create One or More Entries

Exhibitor	Jamie Test Family <span>Individual</span>	Change
Department / Division	01 Special Interest / 100: FFA	Change

Make your Club and Class selections to continue..

Continue ➔

Club Change

No Club (Open)

When entering into an Open Class, your club selection will be treated as *No Club (Open)*.

Animal(s)

This Division does not allow animals.

Class or Classes

☐ 800: FFA SAE Poster

☐ 801: FFA Shop Project

☐ 802: Corn

☐ 803: Wheat

☐ 804: Soybeans

☐ 805: Hay

☐ 806: Specialty Crop

**Change Club**

Current Selection:  
No Club (Open)

Suggested    4-H    **FFA**    Other

☐ Fairbanks FFA FFA

☐ Marysville FFA FFA

☐ North Union FFA FFA

Cancel **OK**

**Class or Classes**

☒ 800: FFA SAE Poster Quantity: 1

☒ 801: FFA Shop Project Quantity: 1

☐ 802: Corn

☒ 803: Wheat Quantity: 1

☐ 804: Soybeans

☒ 805: Hay Quantity: 1

☐ 806: Specialty Crop

**Review your selections**

Before we actually create your entries, please review your selections.

If you continue with your current selections, 4 entries will be created with the following information:

Department	2021 Union County Fair
Division	01 Special Interest
Club	Marysville FFA <span>FFA</span>
Animal(s)	No Animals

**Entry Classes**

1. 800: FFA SAE Poster  
2. 801: FFA Shop Project  
3. 803: Wheat  
4. 805: Hay

Cancel **Create Entries**



- Be sure to add the FFA chapter when creating entries.
- Members can select all of the FFA Division classes at one time. Please see the Jr. Fair Supplement for a full listing of rules for each class.
- Review selections and create entries.
- Continue this process for any additional entries in Livestock Departments.
- Detailed instructions are provided in the “2023 How to Create Union County Fair Entries in Fair Entry”.
- Repeat this process for any FFA members in your family.
- **DO NOT HIT THE FINAL SUBMIT BUTTON UNTIL ALL ENTRIES HAVE BEEN CREATED FOR ALL OF THE FFA MEMBERS IN YOUR FAMILY.**

Questions: Call 937-644-8117 Monday – Thursday 8 – 4 or email Kay at [Kramer.578@osu.edu](mailto:Kramer.578@osu.edu)