

Union County Junior Fair Hog Animal ID (Tag-in) 2023

**Ownership Deadline is May 1, 2023
Tag-In Deadline is NOON Tuesday, May 9, 2023**

Tag and ID Process for Market Livestock for 2023:

Each 4-H/FFA member is responsible for tagging in their own market animal using official ear tags picked up at the Extension Office and by providing ear notch information. Deadline to submit the online registration is Tuesday, May 9th by NOON.

Obtaining Tags and Tagger:

The Union County Extension Office is open Monday – Thursday, 8:00 am-4:30 pm. You MUST call ahead when you want to pick up tags/tagger to make sure a set is available. 937-644-8117. Equipment can be picked up during evening hours in the OSUE drop box ONLY IF you call ahead with names/# of hogs and request a night pick up. There will also be a separate drop box to return equipment after hours at the OSUE Office if needed.

It is important to tag your animal as soon as possible. DO NOT PROCRASTINATE. We have a limited number of taggers, so if everyone waits until the last minute, we will not have enough to go around.

How to Tag Information:

Here is the link to a good video on how to tag a pig:
<https://www.youtube.com/watch?v=9XMfdFUG2N0> or go to YouTube and search Swine ear tag demonstration and look for AgriLife Video. You might also ask your 4-H/FFA Advisor for assistance in identifying someone to help you, if you feel you need help tagging. Be aware that folks who raise hogs may be unwilling to visit other farms with hogs, as a strategy to help limit the spread of disease.

Ear Tag Location:

Tags may be placed in either ear; however, ensure that the number faces the rear of the animal so that it is easily read. For floppy-eared breeds, ensure the number faces up.

How many may I tag in and take to the show?

Each exhibitor may tag in and bring a limited number of animals to the fair for show. Remember, this is per exhibitor. Hog Exhibitors may tag in 6 animals and show 4 hogs.

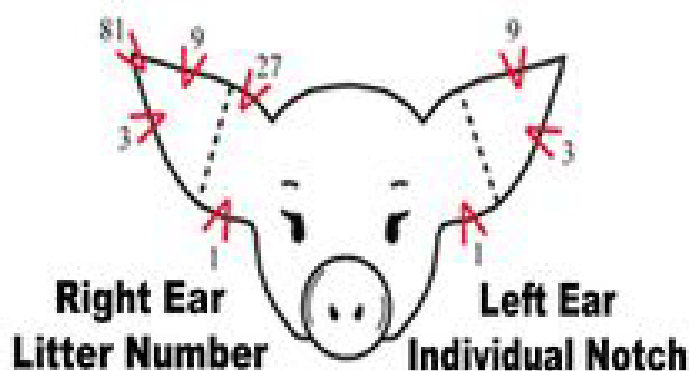
Family Tag-In Option:

For families with more than one exhibitor of the same species in the household, Family Tag-In is an option. Animals may be tagged in as a family and then matched with a specific exhibitor at weigh-in. Example: John Doe and Jane Doe live in the same house and both show market hogs. Up to twelve hogs maybe tagged in between the two of them; they can bring 8 animals to the fair. They may decide at weigh-in who will be showing each of the animals they bring to the fair (maximum of 4 each).

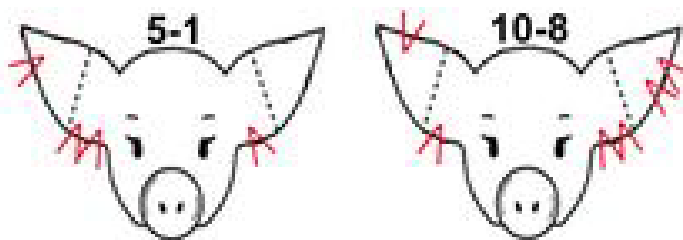
**Prior to Logging on to the Animal Identification Site – HAVE READY for EACH pig:
Tag Maximum of 6, Show a Maximum of 4 per Exhibitor**

- Gender
- Color
- Identification: Ear notch (see below for how to read swine ear notches) AND tag number of official tag picked up from Extension Office
- County Born and Raised information, if applicable (Breeder Name, Address, and Phone Number).
- Head Picture: Clearly showing ear notches/tag with numbers able to be read easily.
- Profile Picture: Side view clearly showing coloring, markings, and identifying features.

Universal Ear Notching System



Each ear is divided into four parts; Each area representing the numbers: 1,3,9 or 27; In each of the four areas, you can have up to 2 notches. Here are a few examples to get you started:



How to Log Tag-In Information:

Please see the attached instructions. You can log in to the Fair Entry site here:
<http://unioncountyfairhio.fairentry.com/>

How to Indicate Family sharing when identifying livestock:

- You do not need to complete any additional forms.
- All exhibitors must be listed under the same family account in Fair Entry.
- Each exhibitor must list at least one animal to complete the registration.
- All animals listed under any individual exhibitor in the same family account will be available for each family member that identified an animal in that species at Fair Entry time.
 - Example: Beth and Bill are 2 siblings and are each planning to show one pig at the fair. The family owns a third pig that might or might not go to the fair – the back-up animal if one pig is too small or too big or just doesn't train well or gets sick. Beth would register her pig, #56 for example. Bill would register his pig, #57 for example. The third pig, # 58, would be entered on either of their registrations (not both). At the time of entry, any of the three pigs tagged in can be entered and shown under Beth or Bill. Beth and Bill can still change animals at time of weigh-in as well.
 - The Smith family has 3 kids with 6 pigs to register. Any 2 pigs can be listed on each member's registration, for a total of 6 pigs. Each pig is listed only once. At the time of entry, any of the six pigs tagged in can be entered and shown under any of the three Smith kids.

Questions/Assistance:

If you have any questions or feel that you need assistance with getting the market swine projects tagged correctly, please feel free to contact the Livestock Committee Members for the Swine Project.

Shane Griffey
937-707-7597

Laurie Reidman
714-315-9110

For assistance with Fair Entry issues or questions, please contact:

Laurie Reidman
714-315-9110

Sara Quick
937-789-3638

Kay Kramer
937-644-8117

READ THE INSTRUCTIONS BELOW! THE PROCESS IS DIFFERENT FOR 2023. WE HAVE CHANGED THE PLATFORM USED FOR TAG-IN.


Before You Begin, Have Ready:

1. Two pictures of each animal - one full profile and one head shot with identifying tag clearly visible and legible. Pictures should be saved as either a PDF or one of these image file types: gif, jpg, png, or tif.
2. Be prepared to enter the tag number provided by the Union County Fair through the OSU Extension Office.
3. Identify whether the animals are being entered as County Born and Raised (CBR).
4. If CBR, have breeders name ready to enter.
5. If animals are being tagged using Family Tag-In Option you **MUST** include all exhibitors under one family account.

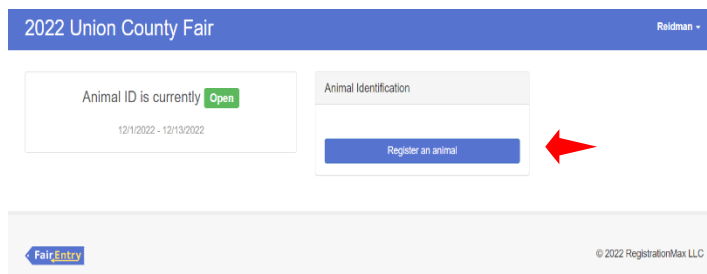
Go to <http://unioncountyfairohio.fairentry.com/> to log in to the FairEntry site.

4-H members will log in using the same 4-H online login and password that was used when enrolling in 4-H.

FFA members will log-in through the “Sign In with FairEntry” option. Please use the email and password that you used last year. If you are new, click on “Not in 4-H Online and need to create a FairEntry Exhibitor account.”



After logging in, click on the “Register an animal” button under Animal Identification



There are two separate process, depending on if you are in 4-H or FFA

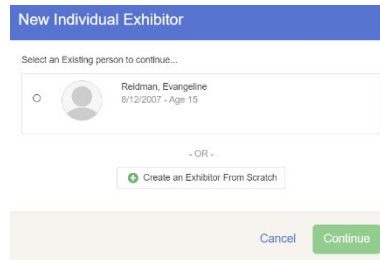
If you have both 4-H and FFA exhibitors in your family, log-in using your 4-H online account. Once in the system you can register the FFA exhibitor under the same account using the instructions for FFA members below.

For FFA Members

The first step is to register the exhibitor.



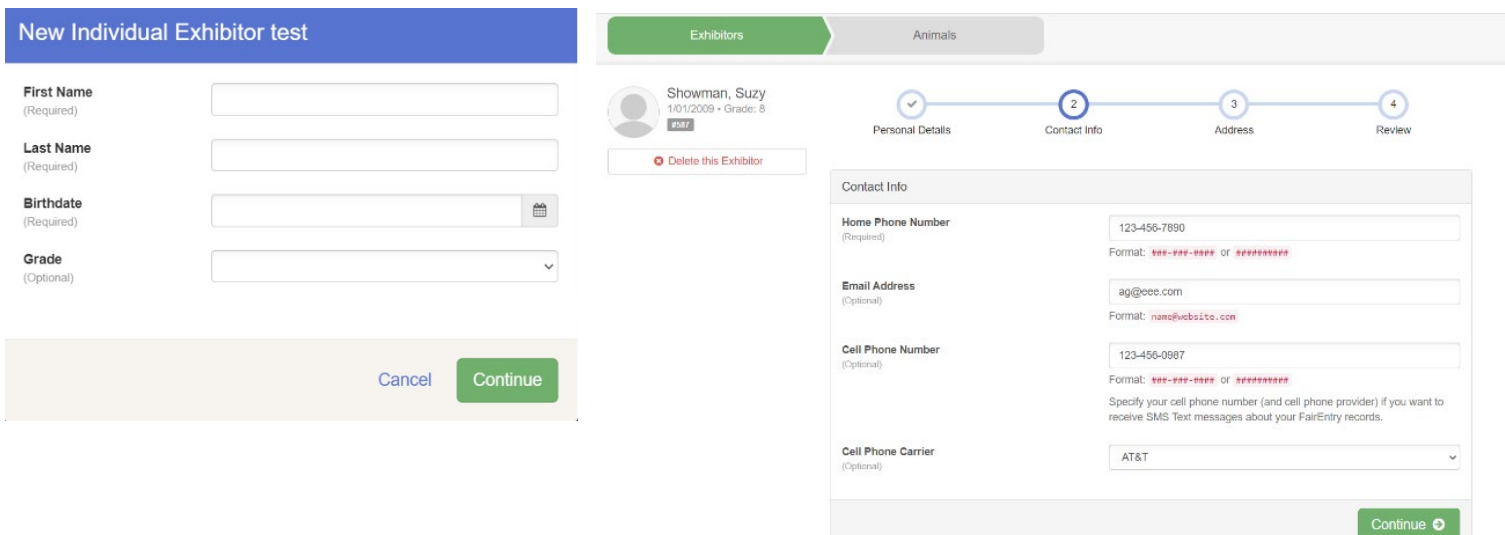
You can select from the existing exhibitors listed or select “Create an Exhibitor from Scratch”



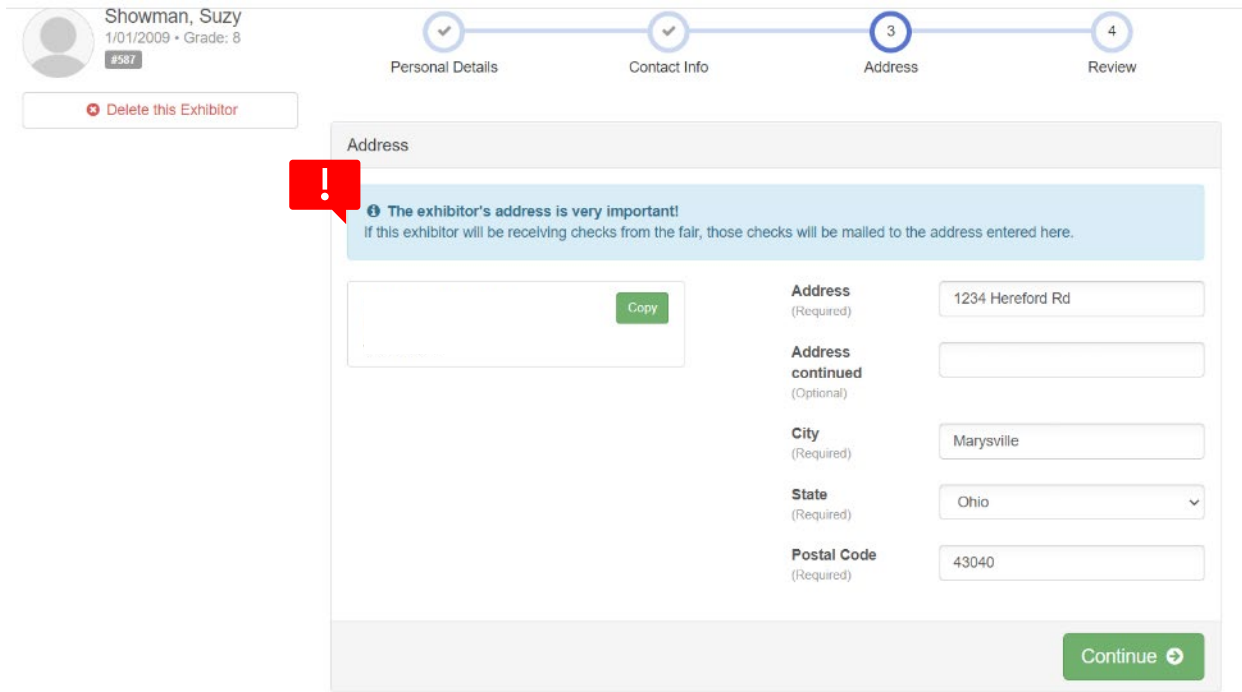
If you create an exhibitor from Scratch, there are 3 screens to complete:

1. First Name, Last Name, Birthdate, Grade
2. Contact Info – Phone is required, email and cell phones are optional. But, the more contact information you give us, the easier it is for us to reach out if there is a problem.
3. Address (required) – This is important. The address listed here is where checks will be sent after the fair.

(These screens should auto fill from the information you entered when registering animals last year. Please confirm the information is correct or make the necessary corrections.)



Instructions for Animal Identification & Tag In



Showman, Suzy
 1/01/2009 • Grade: 8
 #587
 Delete this Exhibitor

Personal Details Contact Info **3 Address** 4 Review

Address

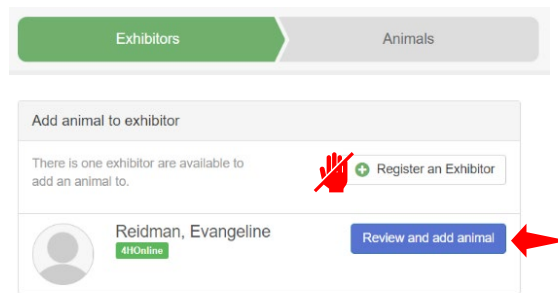
The exhibitor's address is very important!
 If this exhibitor will be receiving checks from the fair, those checks will be mailed to the address entered here.

Copy Address (Required): 1234 Hereford Rd
 Address continued (Optional):
 City (Required): Marysville
 State (Required): Ohio
 Postal Code (Required): 43040

Continue

For 4-H Members

Click on Review and add an animal for the exhibitor. **DO NOT** “register an exhibitor.” If the exhibitor is not listed, please contact the OSU Extension Office for assistance.



Exhibitors Animals

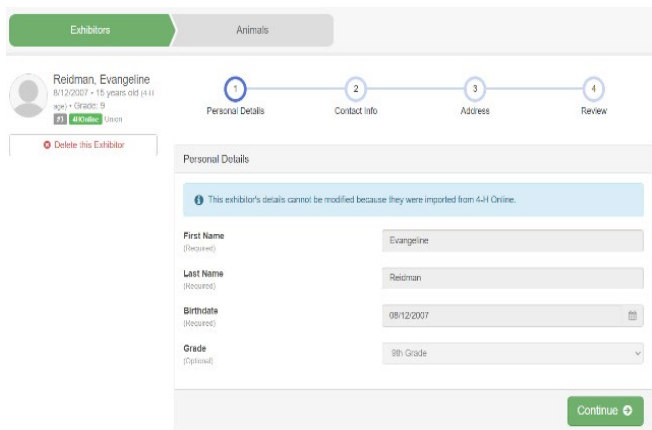
Add animal to exhibitor

There is one exhibitor are available to add an animal to.

Register an Exhibitor

Reidman, Evangeline
 4HOnline Review and add animal

You will review your Personal Details and Contact Info. These details cannot be modified because they were imported from 4-H online. If you need to make a change to them, contact the OSU Extension Office. Select “continue” for each of these screens.



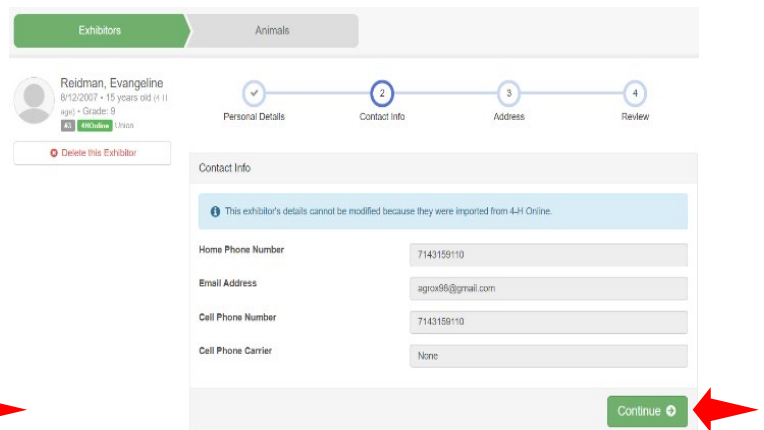
Reidman, Evangeline
 8/12/2007 • 15 years old (11)
 4HOnline 4HOnline 4HOnline 4HOnline
 Delete this Exhibitor

Personal Details Contact Info Address Review

This exhibitor's details cannot be modified because they were imported from 4-H Online.

First Name (Required): Evangeline
 Last Name (Required): Reidman
 Birthdate (Required): 08/12/2007
 Grade (Optional): 9th Grade

Continue



Reidman, Evangeline
 8/12/2007 • 15 years old (11)
 4HOnline 4HOnline 4HOnline 4HOnline
 Delete this Exhibitor

Personal Details **2 Contact Info** Address Review

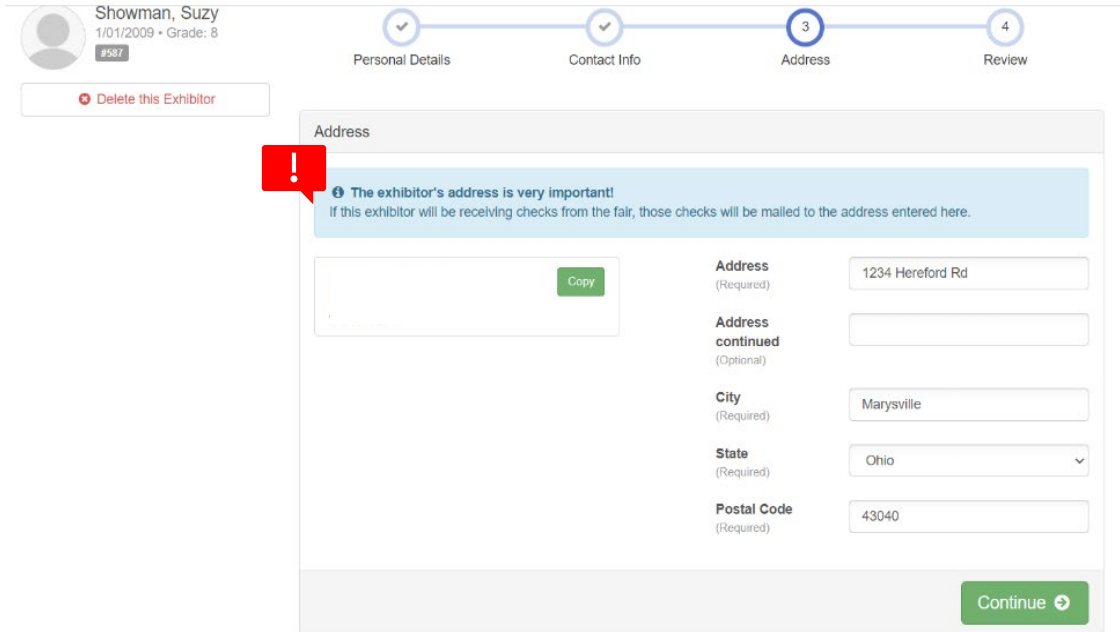
This exhibitor's details cannot be modified because they were imported from 4-H Online.

Home Phone Number: 7143159110
 Email Address: agron98@gmail.com
 Cell Phone Number: 7143159110
 Cell Phone Carrier: None

Continue

Instructions for Animal Identification & Tag In

- The address screen can be modified. This is important! The address listed here is where checks will be sent after the fair.



Showman, Suzy
 1/01/2009 - Grade: 8
 #587
 Delete this Exhibitor

Personal Details Contact Info **Address** Review

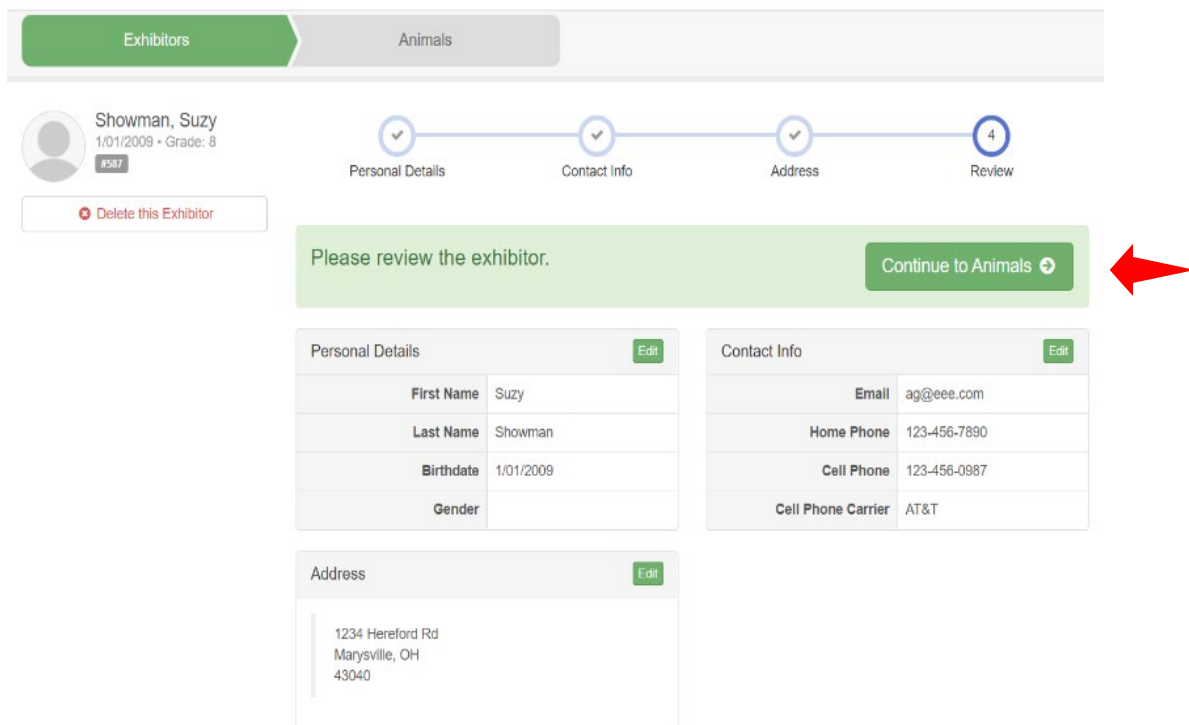
Address
 The exhibitor's address is very important!
 If this exhibitor will be receiving checks from the fair, those checks will be mailed to the address entered here.

Address (Required): 1234 Hereford Rd
 Address continued (Optional):
 City (Required): Marysville
 State (Required): Ohio
 Postal Code (Required): 43040

Continue

For All Exhibitors

Review the information on the next screen and then click "Continue to Animals"



Exhibitors Animals

Showman, Suzy
 1/01/2009 - Grade: 8
 #587
 Delete this Exhibitor

Personal Details Contact Info Address **Review**

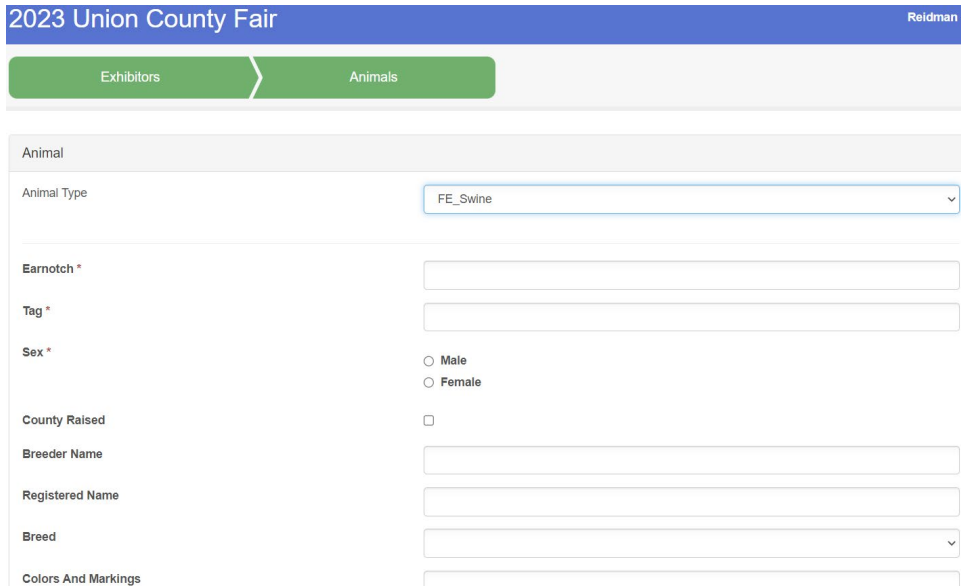
Please review the exhibitor. Continue to Animals

Personal Details		Edit
First Name	Suzy	
Last Name	Showman	
Birthdate	1/01/2009	
Gender		

Contact Info		Edit
Email	ag@eee.com	
Home Phone	123-456-7890	
Cell Phone	123-456-0987	
Cell Phone Carrier	AT&T	

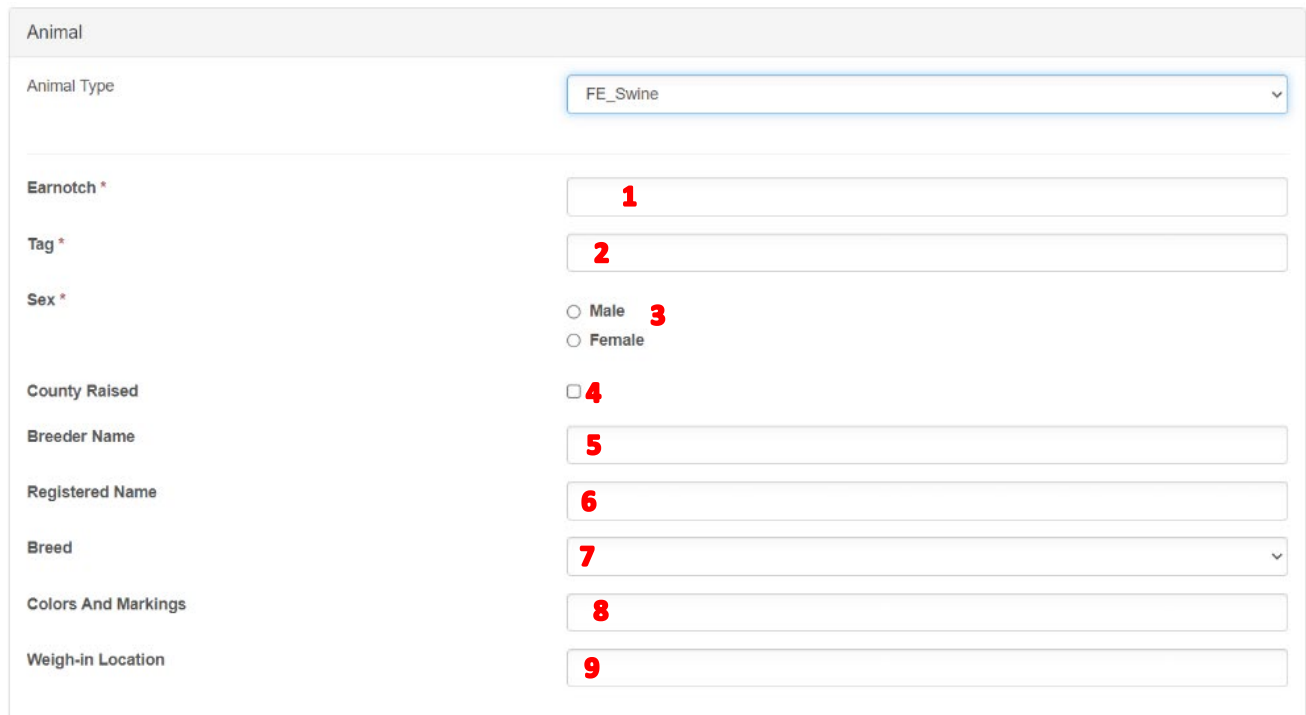
Address		Edit
1234 Hereford Rd		
Marysville, OH		
43040		

Select the Animal Type to be identified from the drop down menu.

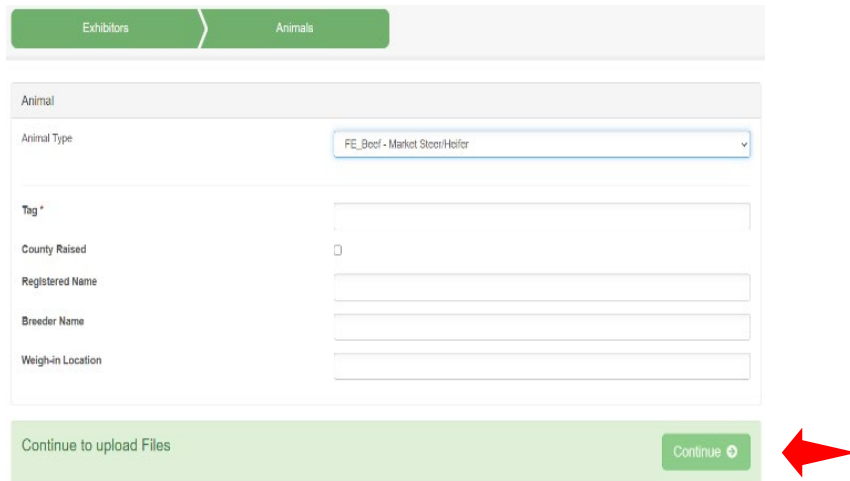


Enter the animal information

1. Enter the ear notch for your pig. Please see the animal id instructions that were sent from the OSU Extension Office for assistance in determining your ear notch.
2. Enter the tag number of official tag picked up from the Extension Office
3. Select the sex of the animal
4. Check the box **only if your animal is Union County born and raised**
5. Enter the breeder's name (this is **required** if you checked the county raised box)
6. Enter the name of the animal (optional)
7. Select the breed from the drop down menu
8. Enter a description of any distinguishing colorings or markings of the hog
9. Leave the weigh-in location blank



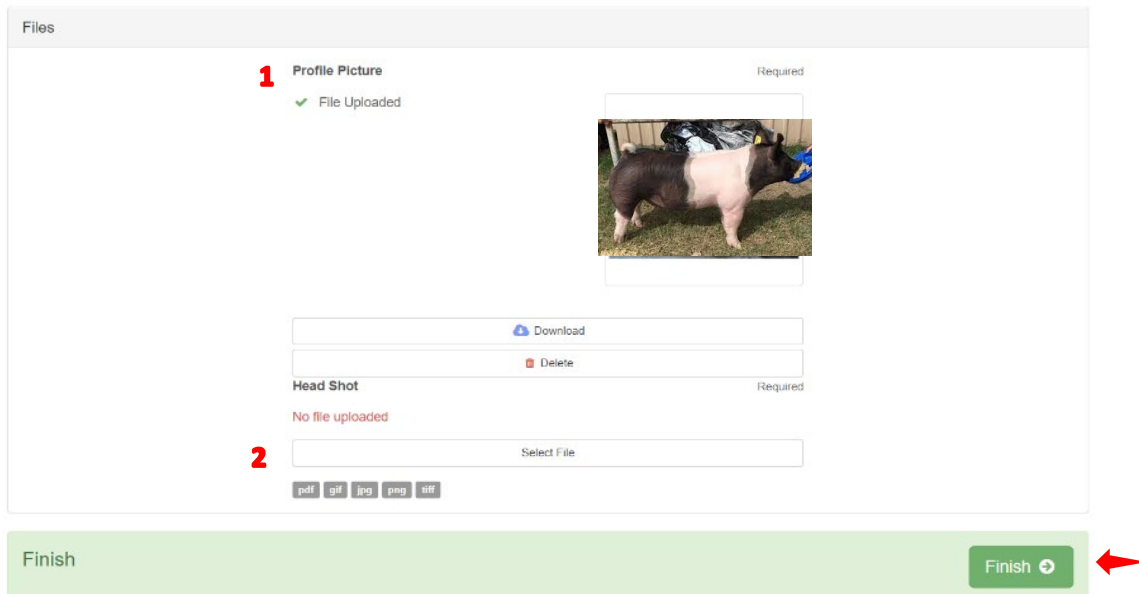
Click the Continue button



Upload your animal photos

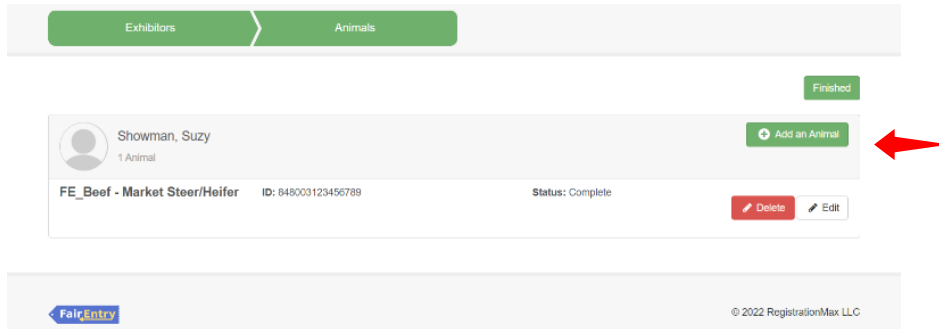
**Files must be either PDF or an image file (GIF, JPG, PNG, TIFF).

1. Click on "Select a photo" under profile pictures and select a picture from your computer to upload. When done correctly, the uploaded photo will appear on the screen.
2. Click on "Select a photo" under head shot and select a picture from your computer to upload. Head shot photos must include the ear tag in the animal's ear.
3. When you are done, click finish.

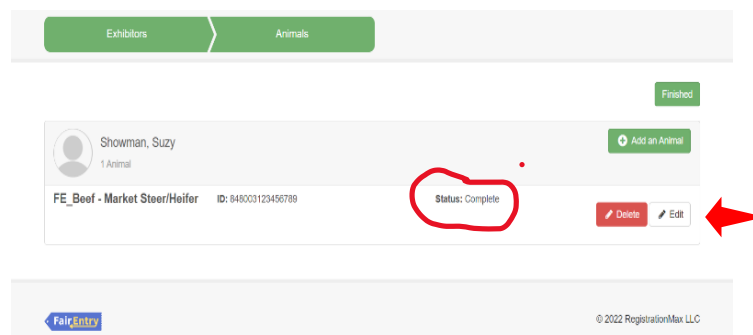



After clicking “Finish,” you will be taken to a list of all exhibitors/animals for this family.

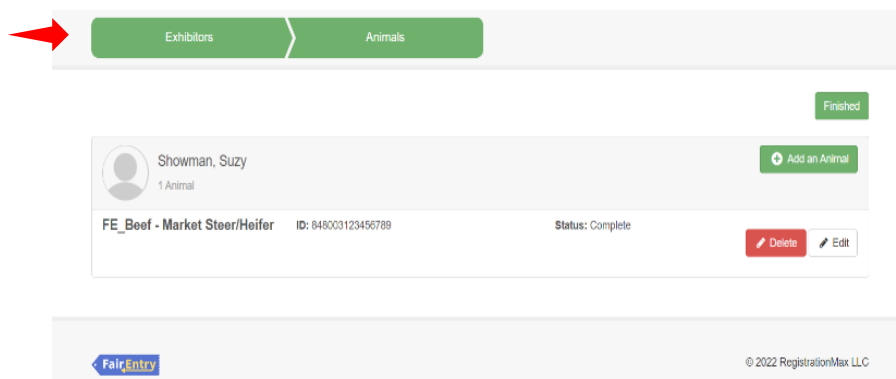
Click on “Add an Animal” if you want to add additional animals to this exhibitor.



Check that the status for each animal says “Complete” otherwise you need to “Edit” your entry.



To add a new exhibitor to the family, click on the green “Exhibitors” tab at the top of the screen.



Once you are done entering all exhibitors and animals for your family, click the “Finished” button.

